




SITE PLAN & SPECIFICATION


- 


67m Maximum Yard Depth
- 


1.53 acres Yard
- 

Fully Secured Service Yard
- 


500kVA Power Supply (up to 2MVA Available)
- 


12m Eaves Height
- 

8 Dock Level, 2 Level Loading Doors
- 


50kN/m² Floor Loading
- 


24 HGV Parking Spaces
- 

61 Car Parking Spaces
- 

600kW Gas Supply
- 

Fitted Offices
- 

VRF Comfort Cooling to Office
- 

Local Amenities
- 

BREEAM 'Very Good'